



# Numerical Methods for the Nonlocal Peridynamics

## Continuum Model of Mechanics

Xi Chen & Max Gunzburger

Department of Scientific Computing, Florida State University

### Abstract

In contrast to classical partial differential equation models, the recently developed peridynamic nonlocal continuum model for solid mechanics is an integro-differential equation that does not involve spatial derivatives of the displacement field. As a result, the peridynamic model admits solutions having jump discontinuities so that it has been successfully applied to fracture problems. Based on a variational formulation, continuous and discontinuous Galerkin finite element methods are developed for the peridynamic model. Discontinuous discretizations are conforming for the model without the need to account for fluxes across element edges. Through a series of one & two-dimensional computational experiments, we investigate the convergence behavior of the finite element approximations and compare the results with theoretical estimates.

### The Peridynamics Model

#### • The general bond-based model

The equation of motion at any point  $\mathbf{x}$  at time  $t$  is given by:

$$\rho \ddot{\mathbf{u}}(\mathbf{x}, t) = \int_{H_{\mathbf{x}}} \mathbf{f}(\mathbf{u}(\mathbf{x}', t) - \mathbf{u}(\mathbf{x}, t), \mathbf{x}' - \mathbf{x}) dV_{\mathbf{x}'} + \mathbf{b}(\mathbf{x}, t) \quad (1)$$

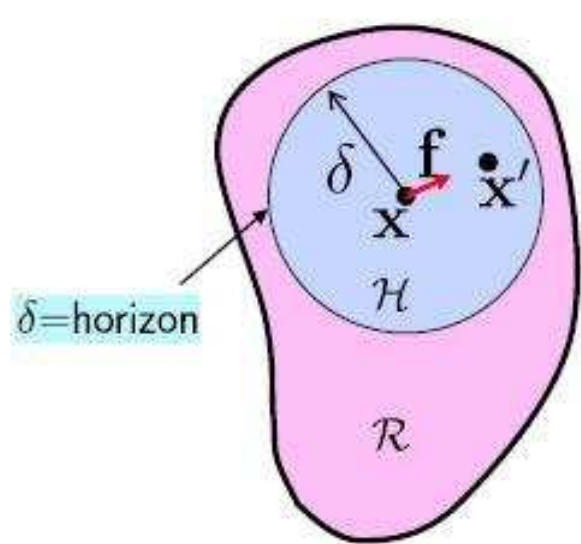
where  $\rho$  – the mass density function,

$\mathbf{u}$  – the displacement vector field,

$H_{\mathbf{x}}$  – the neighborhood of  $\mathbf{x}$  with radius  $\delta$ ,

$\mathbf{b}$  – the prescribed body force density field,

$\mathbf{f}$  – the pairwise function represents the interaction between particles.



#### • A linearized peridynamics model for proportional microelastic materials is given by the integro-differential equation

$$\rho \ddot{\mathbf{u}}(\mathbf{x}, t) = \int_{H_{\mathbf{x}}} c \frac{(\mathbf{x}' - \mathbf{x}) \otimes (\mathbf{x}' - \mathbf{x})}{|\mathbf{x}' - \mathbf{x}|^3} (\mathbf{u}(\mathbf{x}', t) - \mathbf{u}(\mathbf{x}, t)) dV_{\mathbf{x}'} + \mathbf{b}(\mathbf{x}, t) \quad (2)$$

where  $c = \frac{18k}{5\delta^2}$  (1-D),  $\frac{72k}{5\pi\delta^3}$  (2-D), denotes a constant that depends not only on the material, but also on the space dimension.  $k$  denotes the bulk modulus.

#### • One-dimensional Peridynamics Model

Let  $\rho = 1$  and  $k = 5/18$ , the steady-state, one-dimensional model setting for which (2), along with a “boundary” condition, reduces to

$$\begin{cases} \frac{1}{\delta^2} \int_{x-\delta}^{x+\delta} \frac{u(x) - u(x')}{|x - x'|} dx' = b(x), & x \in \Omega \\ u(x) = g(x), & x \in \Gamma \end{cases} \quad (3)$$

where,  $\Omega = (\alpha, \beta)$ ,  $\Omega' = (\alpha - \delta, \beta + \delta)$ ,  $\Gamma = \overline{\Omega'} \setminus \Omega = [\alpha - \delta, \alpha] \cup [\beta, \beta + \delta]$ .

#### • Two-dimensional Peridynamics Model

Let  $\mathbf{x} = (x, y)$ ,  $\mathbf{x}' = (x', y')$ ,  $\mathbf{u}(\mathbf{x}) = (u_1(x, y), u_2(x, y))^T$ ,  $\mathbf{u}(\mathbf{x}') = (u_1(x', y'), u_2(x', y'))^T$ ,  $\mathbf{b}(\mathbf{x}) = (b_1(x, y), b_2(x, y))^T$ , then (2) turns to be

$$\int_{H_{\mathbf{x}}} c \begin{pmatrix} \frac{(x-x')^2}{[(x-x')^2 + (y-y')^2]^{3/2}} & \frac{(x-x')(y-y')}{[(x-x')^2 + (y-y')^2]^{3/2}} \\ \frac{(x-x')(y-y')}{[(x-x')^2 + (y-y')^2]^{3/2}} & \frac{(y-y')^2}{[(x-x')^2 + (y-y')^2]^{3/2}} \end{pmatrix} \begin{pmatrix} u_1(x, y) - u_1(x', y') \\ u_2(x, y) - u_2(x', y') \end{pmatrix} dx'dy' = \begin{pmatrix} b_1(x, y) \\ b_2(x, y) \end{pmatrix} \quad (4)$$

### Numerical Simulations

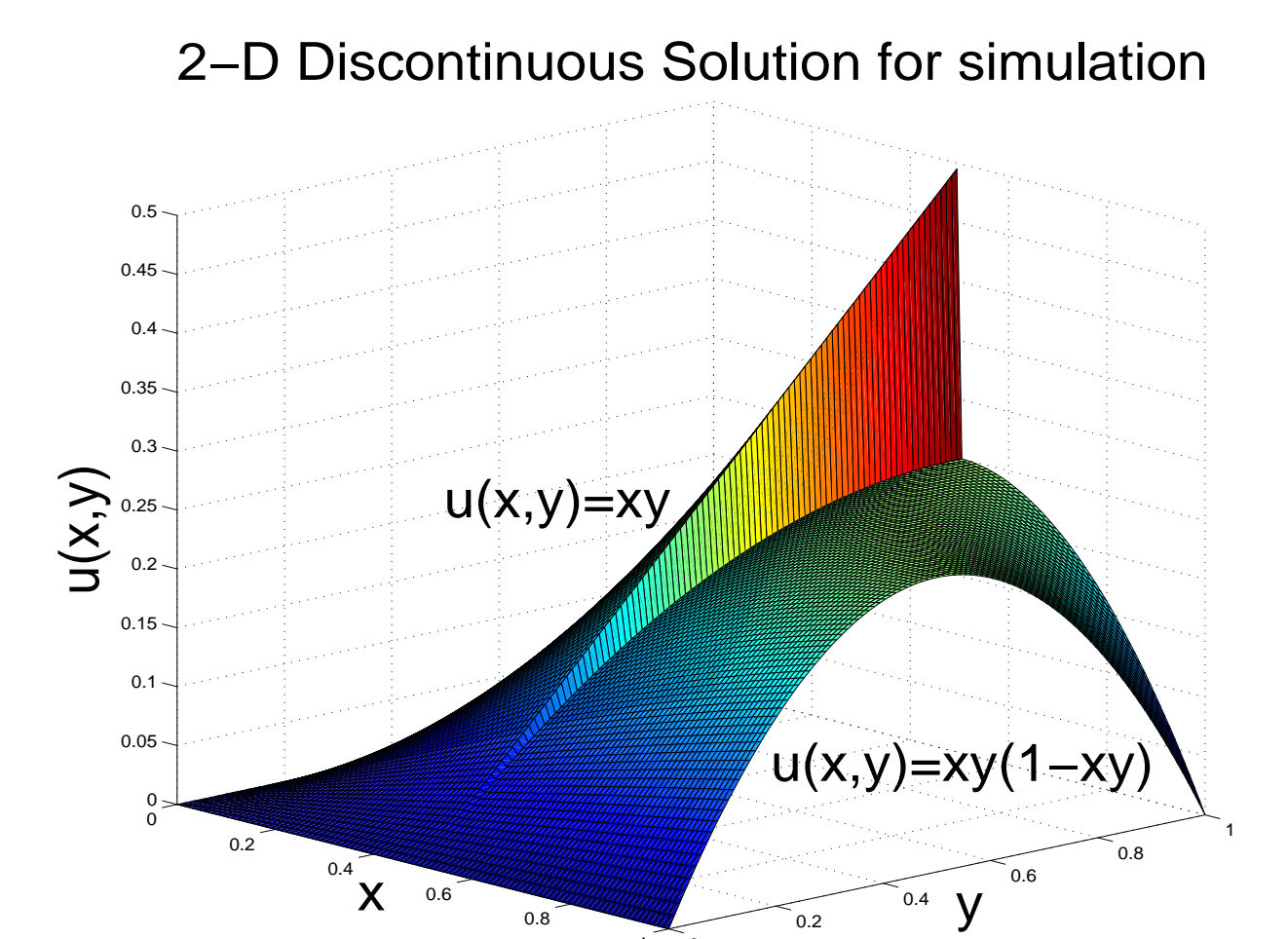
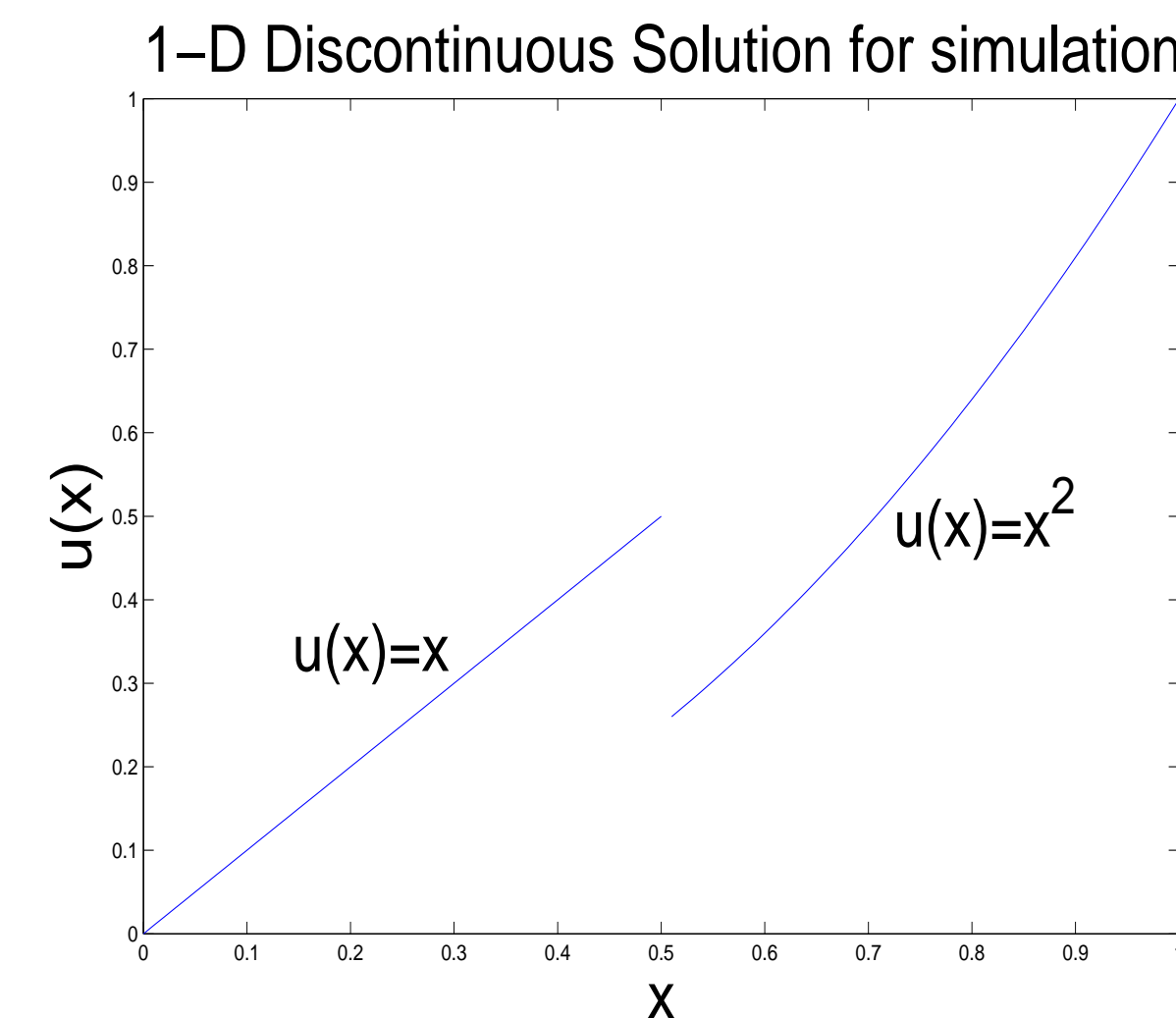
#### • Smooth Solution Simulation:

(CL: Continuous piecewise-linear, DC: Discontinuous piecewise-constant & DL: Discontinuous piecewise-linear)

FE Space	$\delta$ proportional to $h$			$\delta$ fixed, independent of $h$		
	Rate( $L^2$ )	Rate( $L^\infty$ )	Rate( $H^1$ )	Rate( $L^2$ )	Rate( $L^\infty$ )	Rate( $H^1$ )
CL	$O(h^2)$	$O(h^2)$	$O(h)$	$O(h^2)$	$O(h^2)$	$O(h)$
DC(1-D)	$O(1)$	$O(1)$	–	$O(h), (\delta > h)$	$O(h), (\delta > h)$	–
DL	$O(h^2)$	$O(h^2)$	$O(h)$	$O(h^2)$	$O(h^2)$	$O(h)$

FE Space	$\delta = h^{1/2}$			$\delta = h^2$		
	Rate( $L^2$ )	Rate( $L^\infty$ )	Rate( $H^1$ )	Rate( $L^2$ )	Rate( $L^\infty$ )	Rate( $H^1$ )
CL	$O(h^2)$	$O(h^2)$	$O(h)$	$O(1)$	$O(1)$	$O(1)$
DC(1-D)	$O(h)$	$O(h)$	–	$O(1)$	$O(1)$	–
DL	$O(h^2)$	$O(h^2)$	$O(h)$	$O(1)$	$O(1)$	$O(1)$

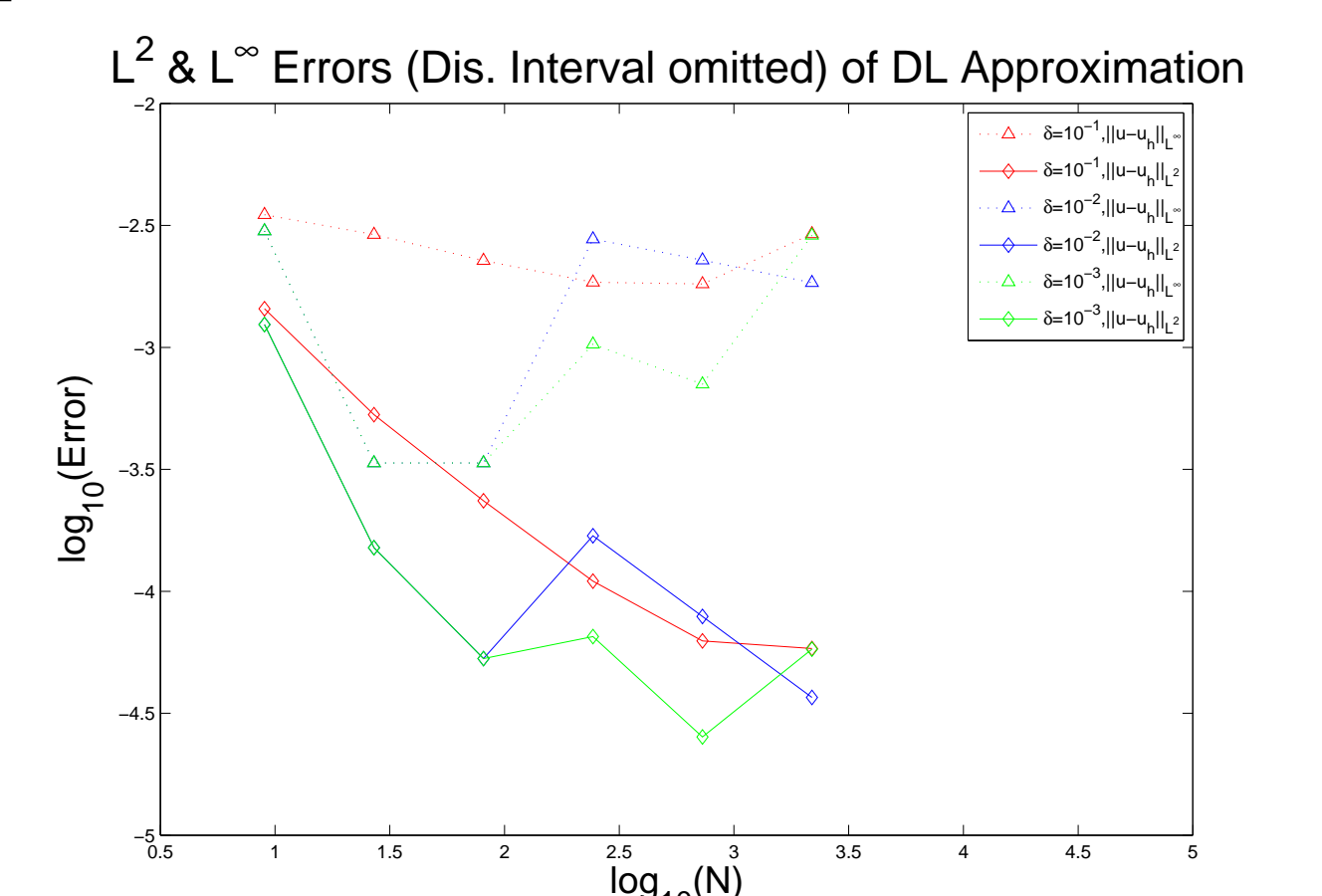
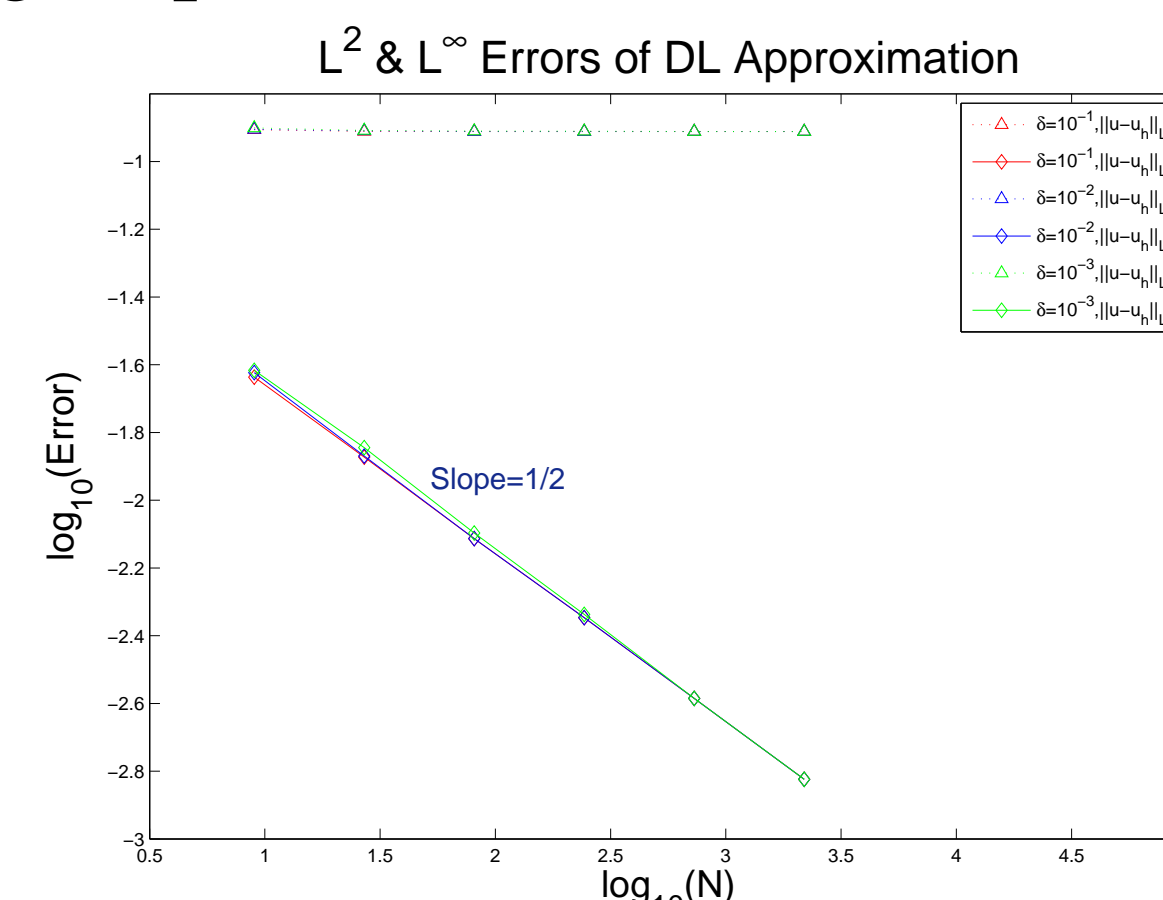
#### • Discontinuous Solution Simulation:



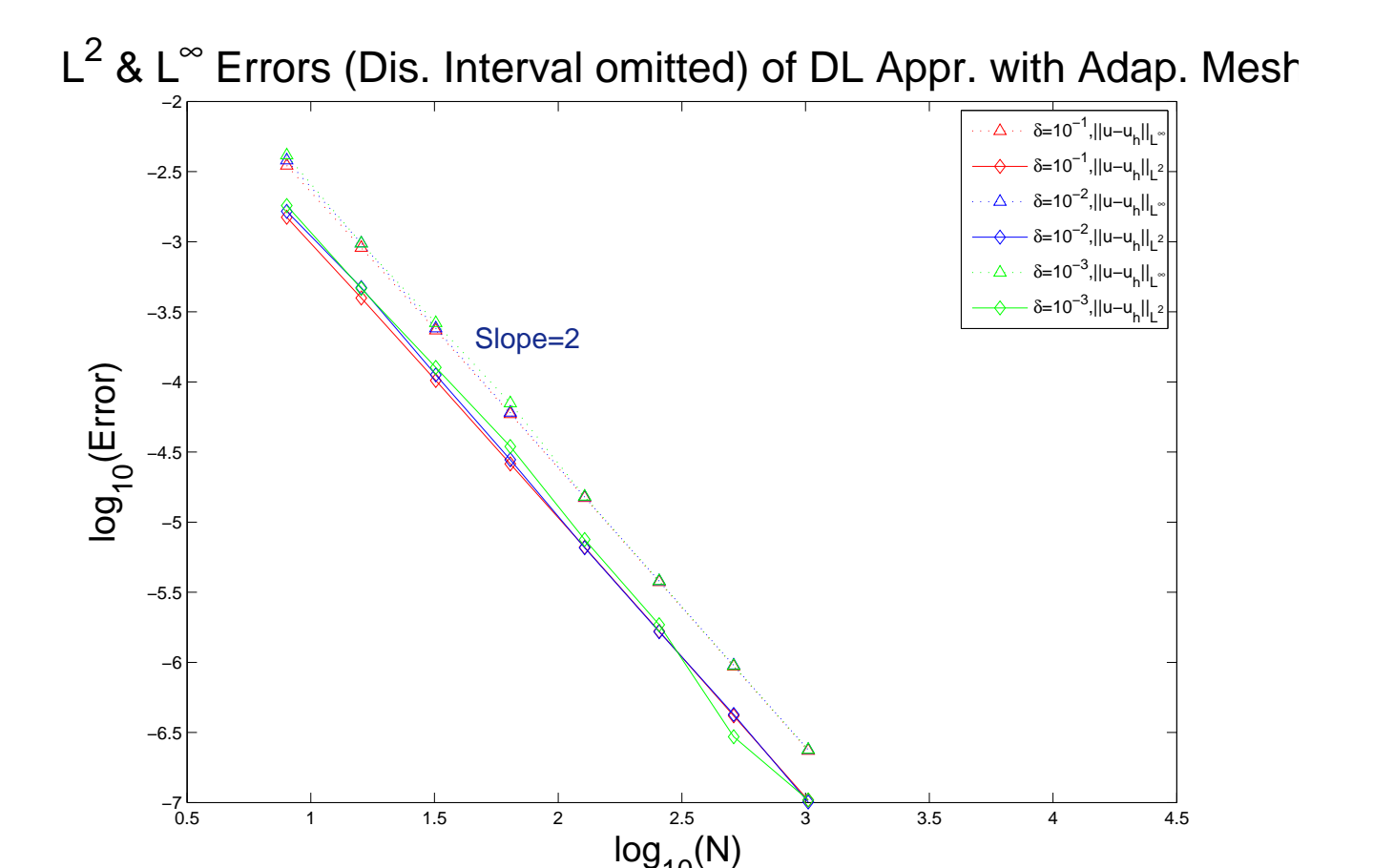
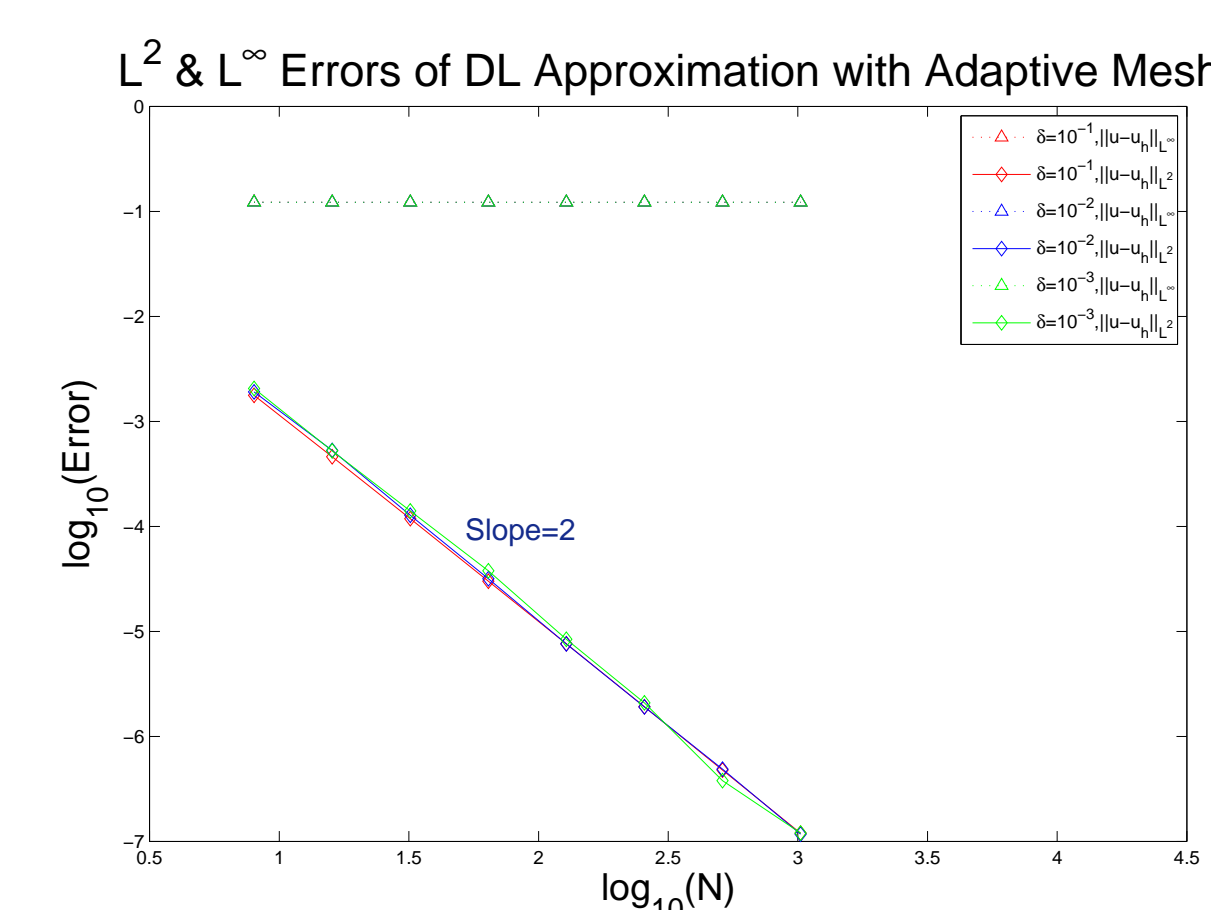
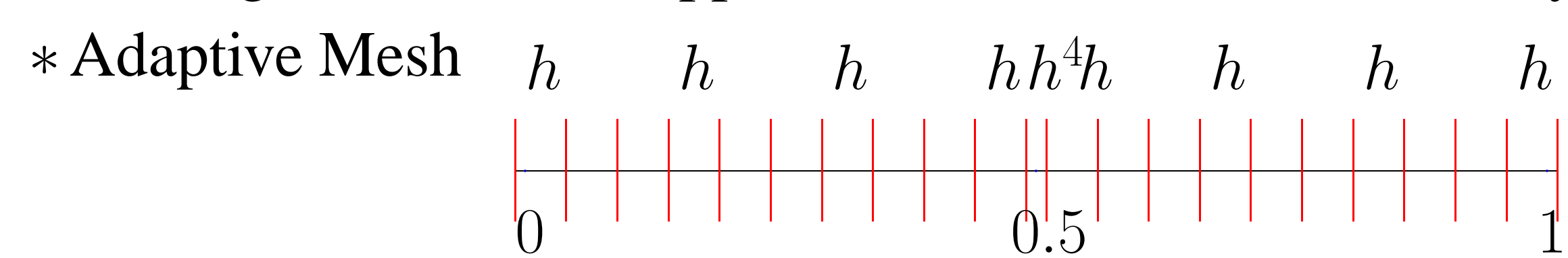
– Grid points coincides with points of discontinuity

FE Space	$\delta$ proportional to $h$		$\delta$ fixed, independent of $h$	
	Rate( $L^2$ )	Rate( $L^\infty$ )	Rate( $L^2$ )	Rate( $L^\infty$ )
CL	$O(h^{1/2})$	$O(1)$	$O(h^{1/2})$	$O(1)$
DC(1-D)	$O(1)$	$O(1)$	$O(h), (\delta > h)$	$O(h), (\delta > h)$
DL	$O(h^2)$	$O(h^2)$	$O(h^2)$	$O(h^2)$

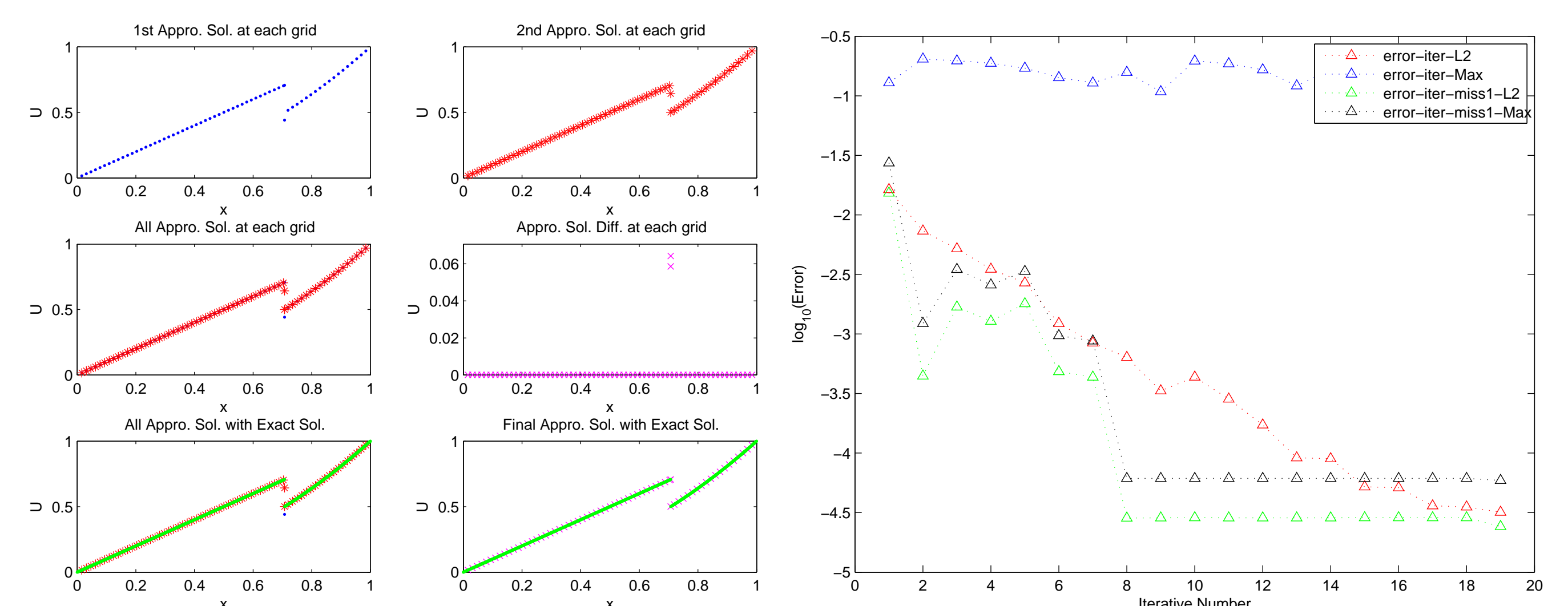
– No grid point located at discontinuous point



– A local grid refinement approach that recovers full accuracy



#### • Discontinuous Position Detection



$h$	No Interval Missing				Discontinuous Interval Missing			
	$L^2$		$L^\infty$		$L^2$		$L^\infty$	
	Error	Rate	Error	Rate	Error	Rate	Error	Rate
$2^{-3}$	2.03E-03	–	1.45E-01	–	1.67E-03	–	4.50E-03	–
$2^{-4}$	5.42E-04	1.91	1.96E-01	–	3.26E-04	2.36	8.89E-04	2.34
$2^{-5}$	1.33E-04	2.02	1.66E-01	0.24	1.03E-04	1.66	2.44E-04	1.86
$2^{-6}$	3.19E-05	2.06	1.63E-01	0.02	2.42E-05	2.09	5.90E-05	2.05